

SETTLED COLLECTION

COMBUSTION

Wood
Gas
Bioethanol

MATERIAL

Walnut Wood
Oak Wood

seraphim[®]





seraphim^s

PRIME FIRE 2.0 990



AUTOMATIC BEV® BURNER

The BEV Technology® guarantees burning that is free of smoke, odor, or ash. This technology creates a flame by burning ethanol vapors, ensuring that the fire has no direct contact with the liquid fuel.



REMOTE CONTROL

Easily control your fireplace with the handy remote. You're in charge of the flames. Go for one of 3 flame levels to adjust the ambience and coziness to your needs.



AUTOMATIC REFILLING

The automatic pump communicates with the device, delivering the necessary amount of fuel. There is no risk of overfilling the tank or spilling the fuel.



INTEGRATED CONTROL PANEL

Experience the ultimate convenience with the integrated control panel, featuring an intuitive design that lets you effortlessly adjust the flame height to create the perfect ambience.



MOBILE APP

A fireplace controlled by an app offers the convenience of adjusting flame settings and ambience remotely, enhancing comfort and ease of use.

All product specifications and data are subject to change without notice and are believed to be accurate as of the date hereof. Shelter Fireplace Design Lda., its affiliates, agents, and employees, and all persons acting on its or their behalf (collectively, "Shelter Fireplace Design Lda."), disclaim any and all liability for any errors, inaccuracies or incompleteness contained in any document or in any other disclosure relating to any product. To the maximum extent permitted by applicable law, Shelter Fireplace Design Lda. disclaims any and all liability arising out of the application or use of any product. No license, express or implied, by estoppel or otherwise, to any intellectual property rights is granted by this document or by any conduct of Shelter Fireplace Design Lda. Customers using or selling Shelter Fireplace Design Lda. Products not expressly indicated for use in such applications do so entirely at their own risk and agree to fully indemnify Shelter Fireplace Design Lda. for any damages arising or resulting from such use or sale. The provided fuel consumption is based on laboratory testing on the lowest flame level. The actual consumption of individual devices may vary. The images are indicative only.

seraphim^s

WALNUT WOOD



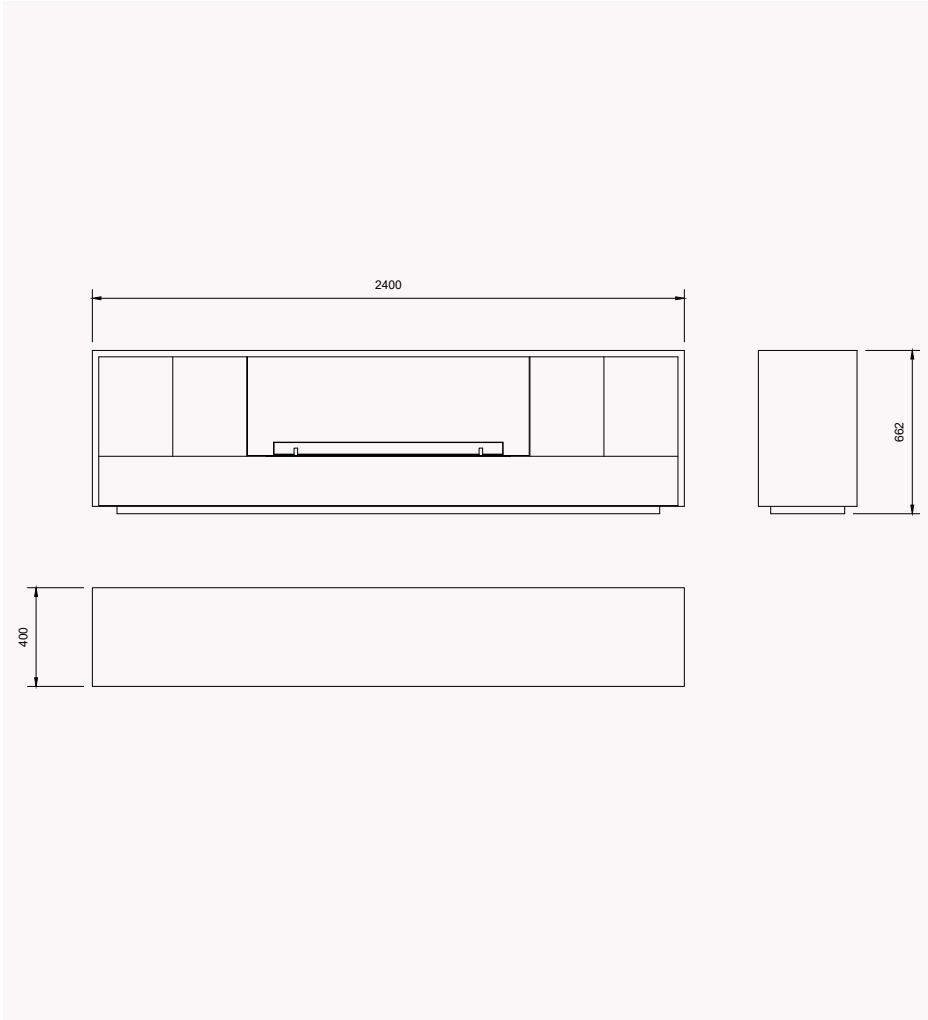
Model	Dimensions (mm)	Code	Combustion	Technical Info
Seraphim Walnut Wood	W: 2400 mm H: 400 mm D: 662 mm	SE 08 B 24	Bioethanol	Automatic BEV [®] Ethanol Burner Burn time: 8 hrs Capacity: 5.5 L Heat: max. 7.0 kW Room size: min. 70 m³

seraphim^s

OAK WOOD





Model	Dimensions (mm)	Code	Combustion	Technical Info
Seraphim	W: 2400 mm	SE 09 B 24	Bioethanol	Automatic
Oak Wood	H: 400 mm			BEV [®] Ethanol Burner
	D: 662 mm			
				Burn time: 8 hrs
				Capacity: 5.5 L
				Heat: max. 7.0 kW
				Room size: min. 70 m³



seraphim^s

PRIME FIRE 2.0 990

TECHNICAL DRAWING [DOWNLOAD 2D](#) [DOWNLOAD 3D](#)

Material	Code	Burner	Technical Info
 OAK WOOD	SE 09 B 24	3 Stage flame height	Automatic
 WALNUT WOOD	SE 08 B 24	Mobile app control	BEV [®] Ethanol Burner
		Remote control included	
		SHS compatible	Burn time: 8 hrs
		Automatic refill system	Capacity: 5.5 L
		CO2 sensor	Heat: max. 7.0 kW
			Room size: min. 70 m³

Control Options

Shelter APP



included



included



optional



Control the fire with your smartphone

All product specifications and data are subject to change without notice and are believed to be accurate as of the date hereof. Shelter Fireplace Design Lda., its affiliates, agents, and employees, and all persons acting on its or their behalf (collectively, "Shelter Fireplace Design Lda."), disclaim any and all liability for any errors, inaccuracies or incompleteness contained in any document or in any other disclosure relating to any product. To the maximum extent permitted by applicable law, Shelter Fireplace Design Lda.. disclaims any and all liability arising out of the application or use of any product. No license, express or implied, by estoppel or otherwise, to any intellectual property rights is granted by this document or by any conduct of Shelter Fireplace Design Lda. Customers using or selling Shelter Fireplace Design Lda. Products not expressly indicated for use in such applications do so entirely at their own risk and agree to fully indemnify Shelter Fireplace Design Lda. for any damages arising or resulting from such use or sale. The provided fuel consumption is based on laboratory testing on the lowest flame level. The actual consumption of individual devices may vary. The images are indicative only.