

SETTLED COLLECTION

COMBUSTION

Wood  
Gas  
Bioethanol

MATERIAL

Travertine  
Emperador Brown  
Calacatta Viola  
Fiore di Bosco

# benedita<sup>®</sup>



# benedita<sup>s</sup>

NEO BURNER



## AUTOMATIC BEV® BURNER

The BEV Technology® guarantees burning that is free of smoke, odor, or ash. Flue not required. This technology creates a flame by burning ethanol vapors, ensuring that the fire has no direct contact with the liquid fuel.



## REMOTE CONTROL

Easily control your fireplace with the handy remote. You're in charge of the flames. Go for one of 3 flame levels to adjust the ambience and coziness to your needs.



## AUTOMATIC REFILLING

The automatic pump communicates with the device, delivering the necessary amount of fuel. There is no risk of overfilling the tank or spilling the fuel.



## INTEGRATED CONTROL PANEL

Experience the ultimate convenience with the integrated control panel, featuring an intuitive design that lets you effortlessly adjust the flame height to create the perfect ambience.



## INNOVATIVE BURNER

Experience the warmth and ambience of a larger flame with Neo, featuring a specially designed burner filled with foamed glass to expand the fire's width for a more captivating and radiant glow.



## DECORATIVE LOGS

Enhance your fireplace's aesthetic with our tray of new decorative logs, adding a touch of elegance and warmth to any room.

All product specifications and data are subject to change without notice and are believed to be accurate as of the date hereof. Shelter Fireplace Design Lda., its affiliates, agents, and employees, and all persons acting on its or their behalf (collectively, "Shelter Fireplace Design Lda."), disclaim any and all liability for any errors, inaccuracies or incompleteness contained in any document or in any other disclosure relating to any product. To the maximum extent permitted by applicable law, Shelter Fireplace Design Lda. disclaims any and all liability arising out of the application or use of any product. No license, express or implied, by estoppel or otherwise, to any intellectual property rights is granted by this document or by any conduct of Shelter Fireplace Design Lda. Customers using or selling Shelter Fireplace Design Lda. Products not expressly indicated for use in such applications do so entirely at their own risk and agree to fully indemnify Shelter Fireplace Design Lda. for any damages arising or resulting from such use or sale. The provided fuel consumption is based on laboratory testing on the lowest flame level. The actual consumption of individual devices may vary. The images are indicative only.

benedita<sup>®</sup>

TRAVERTINE



Model	Dimensions (mm)	Code	Combustion	Technical Info
Benedita Travertine	W: 1500 mm H: 200 mm D: 790 mm	BE 03 B 23	Bioethanol	Automatic BEV <sup>®</sup> Ethanol Burner  Burn time: 7.15 hrs Capacity: 5.8 L Heat: max. 7.0 kW Room size: min. 70 m³



benedita<sup>®</sup>

EMPERADOR BROWN



Model	Dimensions (mm)	Code	Combustion	Technical Info
Benedita	W: 1500 mm	BE 12 B 23	Bioethanol	Automatic
Emperador Brown	H: 200 mm			BEV <sup>®</sup> Ethanol Burner
	D: 790 mm			
				Burn time: 7.15 hrs
				Capacity: 5.8 L
				Heat: max. 7.0 kW
				Room size: min. 70 m³



benedita<sup>®</sup>

CALACATTA VIOLA



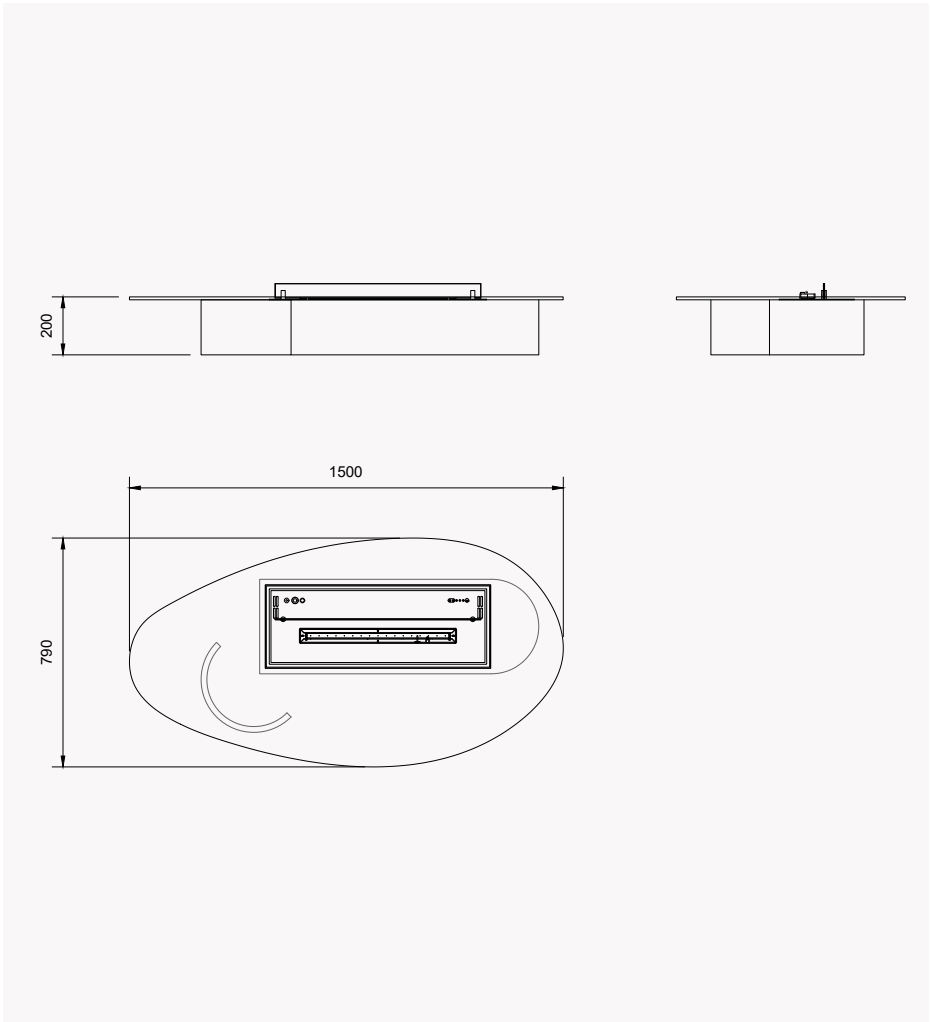
Model	Dimensions (mm)	Code	Combustion	Technical Info
Benedita	W: 1500 mm	BE 14 B 23	Bioethanol	Automatic
Calacatta Viola	H: 200 mm			BEV <sup>®</sup> Ethanol Burner
	D: 790 mm			Burn time: 7.15 hrs
				Capacity: 5.8 L
				Heat: max. 7.0 kW
				Room size: min. 70 m³

benedita<sup>®</sup>

FIORE DI BOSCO







Model	Dimensions (mm)	Code	Combustion	Technical Info
Benedita	W: 1500 mm	BE 13 B 23	Bioethanol	Automatic
Fiore Di Bosco	H: 200 mm			BEV <sup>®</sup> Ethanol Burner
	D: 790 mm			
				Burn time: 7.15 hrs
				Capacity: 5.8 L
				Heat: max. 7.0 kW
				Room size: min. 70 m³



# benedita<sup>s</sup>

NEO BURNER

TECHNICAL DRAWING [DOWNLOAD 2D](#) [DOWNLOAD 3D](#)

Material	Code	Burner	Technical Info
 TRAVERTINE	BE 03 B 23	2 Stage flame height	Burn time: 7.15 hrs
 EMPERADOR BROWN	BE 12 B 23	Remote control included	Capacity: 5.8 L
 CALACATTA VIOLA	BE 14 B 23	Automatic refill system	Heat: max. 7.0 kW
 FIORE DI BOSCO	BE 13 B 23	CO2 sensor	Room size: min. 70 m3
		Ceramics logs included	Weight 21 kg
			Power supply 230 V
			Bioethanol 95 - 96,6%
			Indoor use only

## Control Options

## Shelter APP



included



Control the fire with your smartphone

All product specifications and data are subject to change without notice and are believed to be accurate as of the date hereof. Shelter Fireplace Design Lda., its affiliates, agents, and employees, and all persons acting on its or their behalf (collectively, "Shelter Fireplace Design Lda."), disclaim any and all liability for any errors, inaccuracies or incompleteness contained in any document or in any other disclosure relating to any product. To the maximum extent permitted by applicable law, Shelter Fireplace Design Lda.. disclaims any and all liability arising out of the application or use of any product. No license, express or implied, by estoppel or otherwise, to any intellectual property rights is granted by this document or by any conduct of Shelter Fireplace Design Lda. Customers using or selling Shelter Fireplace Design Lda. Products not expressly indicated for use in such applications do so entirely at their own risk and agree to fully indemnify Shelter Fireplace Design Lda. for any damages arising or resulting from such use or sale. The provided fuel consumption is based on laboratory testing on the lowest flame level. The actual consumption of individual devices may vary. The images are indicative only.